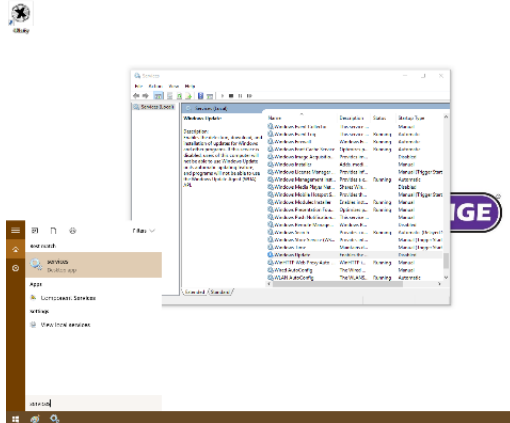
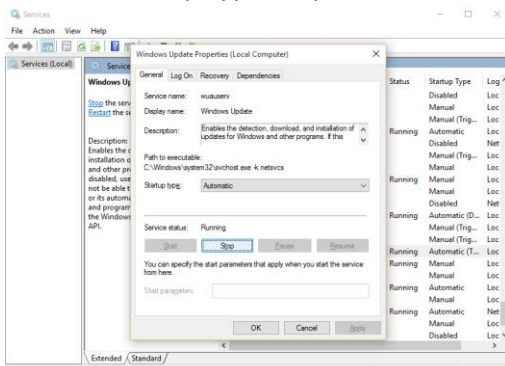


The Med X Change 4Klarity digital recorder requires actions to be taken prior to applying the WannaCry vulnerability patch. Follow the steps below to apply the patch.

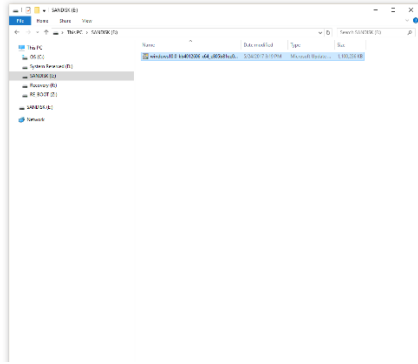
1. Download the vulnerability patch and copy it to a removable USB drive.
2. Connect a USB keyboard to an available USB port.
3. Close the 4Klarity recording software by holding the *Windows key* and press the *F4* function key on the keyboard.
4. Click the *Windows Start* button, Type *services.msc*, then click on the *services desktop app*.
5. Scroll down the list of services to find *Windows Update*.



6. Double-click the *Windows Update* service to view its properties.
7. Click the *Startup Type* drop down, select *Automatic*, click *Apply*.



8. Click the button labeled *Start* to run the service.
9. Open File explorer from the start menu and execute the vulnerability patch on removable USB drive.



10. When the patch finishes installing, the user will be prompted to restart the system. Prior to restarting, stop the *Windows Update* service, then change the *Startup Type* back to *Disabled*.
11. Press the *Restart Now* button on the vulnerability patch window to restart the system

